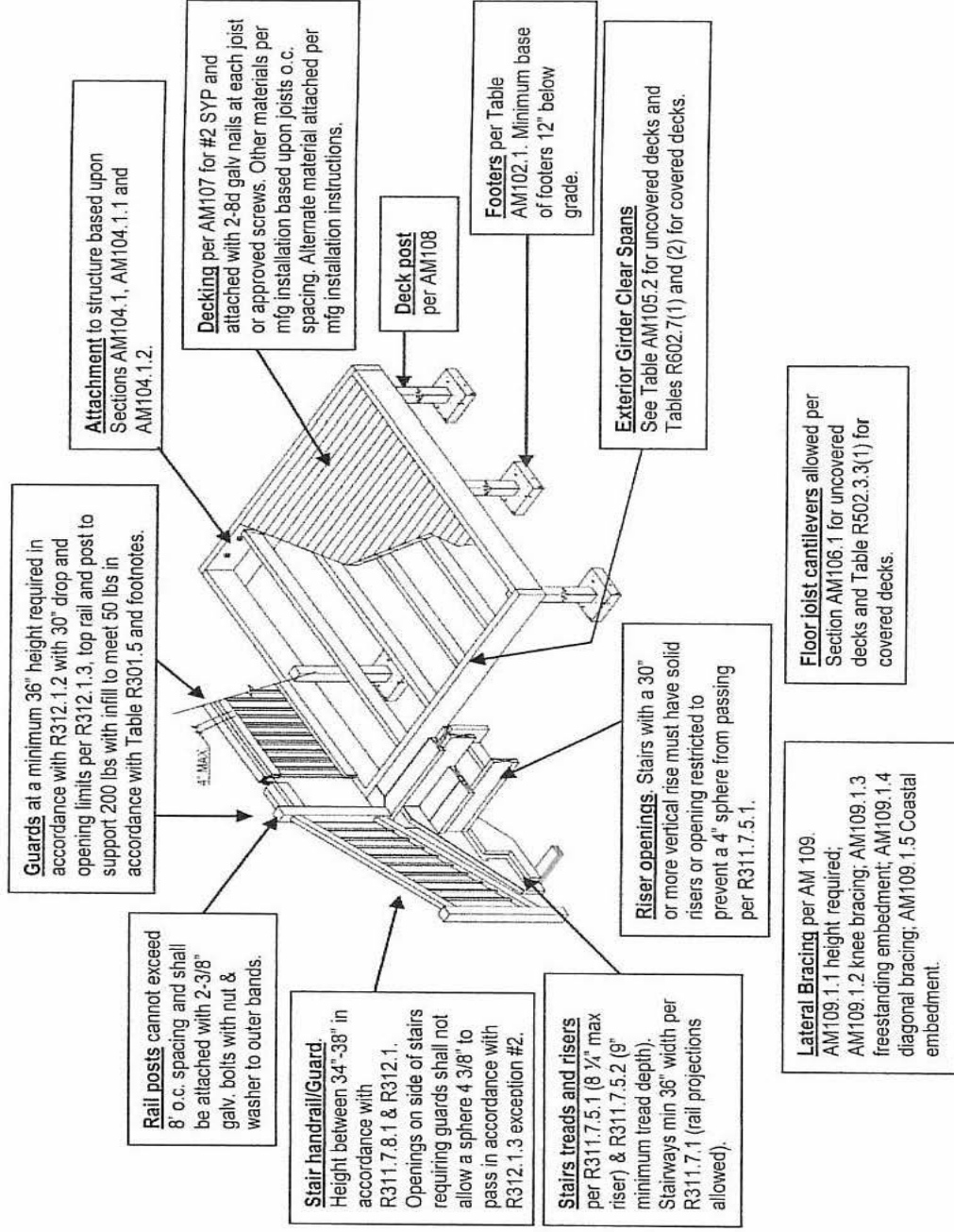


Quick Reference: Deck Construction
Source: NC State Building Residential Code 2018




For SI: 1 inch = 25.4, 1 foot = 304.8 mm.

BUILDING A RESIDENTIAL DECK



Development Services Department
 9 South Main Street, Suite 110
 Waynesville, NC 28786
 T: (828) 456-8647 • F: (828) 452-1492
www.waynesvillenc.gov



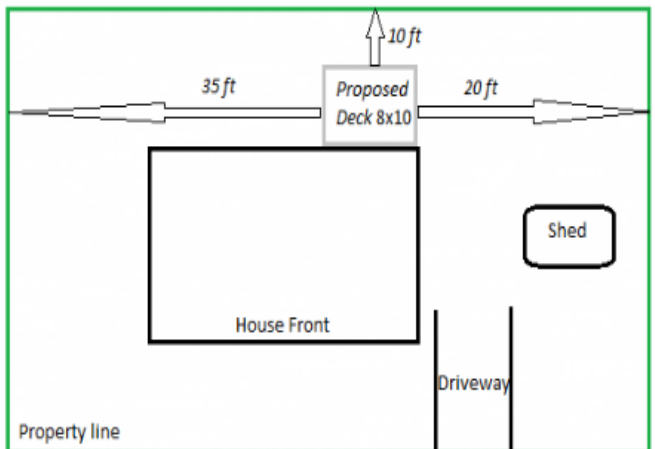
Building Permit

Fill out a Residential Building Permit Application available in our office or Town website: <https://www.waynesvillenc.gov/departments/development-services/applications-and-forms>

Make sure to fill out Affidavit as to Status of Licensure and Affidavit of Workers Compensation Coverage. If applicable, fill out Lien Agent Information form as well. These forms are provided with your application. Sign these forms only in the presence of a notary provided free of charge in our office.

What to Include with Application?

1. Include a site plan with your application indicating the location of a proposed deck to the house and setbacks (distance in feet) of the deck from the front, back, and side property lines. The plan can be drawn by an applicant himself and does not have to be professionally engineered. Example:



2. Include a scaled drawing of the project (deck itself) indicating the following information:

- a) Building material
- b) Covered or uncovered deck
- c) Attached or free standing
- d) Footing size and framing details (girder, connection details, joists, posts, beams).
- e) General height of a deck

For more information, see the Quick Reference from NC State Building Code on the flip page.

Inspections

After the permit is issued, you can call us to schedule an inspection. Required inspections are:

- 1. Footings-prior to pouring concrete
- 2. Framing- prior to decking
- 3. Final inspection.

If you are building a commercial deck, please contact our office directly.

Quick Reference: Deck Construction

Source: NC State Building Residential Code 2018

